

(1) (a)

**Statement Showing Shareholding Pattern**


Name of the Company: GAYATRI SUGARS LIMITED

Scrip Code, Name of the Scrip, Class of Security : NSE / BSE , GAYATRI SUGARS LIMITED , Equity Week ended : 31/12/2011

Partly paid-up shares:-	No. of partly paid-up shares	As a % of total no. of partly paid-up Shares	As a % of total no. of shares of the company
Held by promoter/promoter group	0	0.0000	0.0000
Held by public	0	0.0000	0.0000
<b>Total</b>	<b>0</b>	<b>0.0000</b>	<b>0.0000</b>
Outstanding convertible securities:-	No. of outstanding securities	As a % of total no. of outstanding convertible securities	As a % of total no. of shares of the company, assuming full conversion of the convertible securities
Held by promoter/promoter group	0	0.0000	0.0000
Held by public	0	0.0000	0.0000
<b>Total</b>	<b>0</b>	<b>0.0000</b>	<b>0.0000</b>
Warrants:-	No. of warrants	As a % of total no. of warrants	As a % of total no. of shares of the company, assuming full conversion of Warrants
Held by promoter/promoter group	0	0.0000	0.0000
Held by public	0	0.0000	0.0000
<b>Total</b>	<b>0</b>	<b>0.0000</b>	<b>0.0000</b>
<b>Total paid-up capital of the company, assuming full conversion of warrants and convertible securities</b>			<b>43703643</b>

Category Code	Category of Shareholder	Number of Share Holders	Total Number of Shares	Number of Shares held in Dematerialized Form	Total Shareholding as a % of total Number of Shares		Shares Pledged or otherwise encumbered	
					As a Percentage of (A+B)	As a Percentage of (A+B+C)	Number of Shares	As a Percentage (IX) = (VIII)/(IV)*100
(I)	(II)	(III)	(IV)	(V)	(VI)	(VII)	(VIII)	(IX)
<b>A</b>	<b>Promoter and Promoter Group</b>							
(1)	<b>Indian</b>							
(a)	Individuals/Hindu Undivided Family	3	13812353	13812353	31.60	31.60	1495498	10.83
(b)	Central Government /State Government (s)	0	0	0	0.00	0.00	0	0.00
(c)	Bodies Corporate	3	11228535	11228535	25.69	25.69	4535493	40.39
(d)	Financial Institutions / Banks	0	0	0	0.00	0.00	0	0.00
(e)	Any other(PAC)	0	0	0	0.00	0.00	0	0.00
	<b>Sub-Total (A)(1)</b>	<b>6</b>	<b>25040888</b>	<b>25040888</b>	<b>57.30</b>	<b>57.30</b>	<b>6030991</b>	<b>24.08</b>
(2)	<b>Foreign</b>							
(a)	Individuals (Non Resident Individuals/ Foreign Individuals)	0	0	0	0.00	0.00	0	0.00
(b)	Bodies Corporate	0	0	0	0.00	0.00	0	0.00
(c)	Institutions	0	0	0	0.00	0.00	0	0.00
(d)	Any Other	0	0	0	0.00	0.00	0	0.00
	<b>Sub-Total (A)(2)</b>	<b>0</b>	<b>0</b>	<b>0</b>	<b>0.00</b>	<b>0.00</b>	<b>0</b>	<b>0.00</b>
	<b>Total Shareholding of Promoter and Promoter Group A=(A)(1) + (A)(2)</b>	<b>6</b>	<b>25040888</b>	<b>25040888</b>	<b>57.30</b>	<b>57.30</b>	<b>6030991</b>	<b>24.08</b>
<b>B</b>	<b>Public Shareholding</b>							
(1)	<b>Institutions</b>							
(a)	Mutual Funds/UTI	0	0	0	0.00	0.00	0	0.00
(b)	Financial Institutions/Banks	0	0	0	0.00	0.00	0	0.00
(c)	Central Government/State Government(s)	0	0	0	0.00	0.00	0	0.00
(d)	Venture Capital Funds	0	0	0	0.00	0.00	0	0.00
(e)	Insurance Companies	2	1750698	1750698	4.01	4.01	0	0.00
(f)	Foreign Institutional Investors	0	0	0	0.00	0.00	0	0.00
(g)	Foreign Venture Capital Investors	0	0	0	0.00	0.00	0	0.00
(h)	Any Other	0	0	0	0.00	0.00	0	0.00
	<b>Sub-Total (B)(1)</b>	<b>2</b>	<b>1750698</b>	<b>1750698</b>	<b>4.01</b>	<b>4.01</b>	<b>0</b>	<b>0.00</b>
(2)	<b>Non-Institutions</b>							
(a)	Bodies Corporate	245	8403597	8403597	19.23	19.23	0	0.00
(b)	Individuals							
	i Individual Shareholders holding nominal share capital upto Rs. 1 Lakh	17742	7051128	7014121	16.13	16.13	0	0
	ii Individual Shareholders holding nominal share capital in excess of Rs. 1 Lakh	57	1298317	1274648	2.97	2.97	0	0.00
(c)	CLEARING MEMBER	46	108148	108148	0.25	0.25	0	0.00
(d)	TRUST	0	0	0	0.00	0.00	0	0.00
(e)	Non Resident Individuals	51	50867	50867	0.12	0.12	0	0.00
(f)	Foreign Bodies Corp	0	0	0	0.00	0.00	0	0.00
(g)	Foreign Nation	0	0	0	0.00	0.00	0	0.00
	<b>Sub-Total (B)(2)</b>	<b>18141</b>	<b>16912057</b>	<b>16851381</b>	<b>38.70</b>	<b>38.70</b>	<b>0</b>	<b>0.00</b>
	<b>Total Public Shareholding</b>							
	<b>B=(B)(1)+(B)(2)</b>	<b>18143</b>	<b>18662755</b>	<b>18602079</b>	<b>42.70</b>	<b>42.70</b>	<b>0</b>	<b>0.00</b>
	<b>Total (A)+(B)</b>	<b>18149</b>	<b>43703643</b>	<b>43642967</b>	<b>100.00</b>	<b>100.00</b>	<b>6030991</b>	<b>13.80</b>
(C)	<b>Shares held by Custodians and against which Depository Receipts have been issued</b>							
(1)	Promoter and Promoter Group	0	0	0	0.00	0.00	0	0.00
(2)	Public	0	0	0	0.00	0.00	0	0.00
	<b>GRAND TOTAL (A) + (B) + (C)</b>	<b>18149</b>	<b>43703643</b>	<b>43642967</b>	<b>100.00</b>	<b>100.00</b>	<b>6030991</b>	<b>13.80</b>

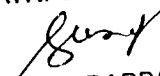
For GAYATRI SUGARS LIMITED

  
**C. GURAPPA**  
 Chief Financial Officer

(I)(b) Statement showing Shareholding of persons belonging to the category  
 "Promoter and Promoter Group"

No	Name of the shareholder	Total shares held		Shares pledged or otherwise			Details of Warrants		Details of Convertible		Total Shares (including underlying shares assuming full conversion of warrants and convertible securities) as a % of diluted share capital No. of shares
		Number	As a % of grand total (A)+(B)+(C)	Number	% of Total Shares Held	As a % of grand total (A)+(B)+(C)	No of warrant held(VIII)	As a % total number of warrants of the same class	No of convertible securities held	As a % total number of convertible securities of the same class	
1	GAYATRI FIN-HOLDINGS PVT LTD	7169450	16.40	1824954	25.45	4.18	0	0.00	0	0.00	16.40
2	SANDEEP KUMAR REDDY TIKKAVARAPU	6763031	15.47	290953	4.30	0.67	0	0.00	0	0.00	15.47
3	INDIRA TIKKAVARAPU	3793508	8.68	1204545	31.75	2.76	0	0.00	0	0.00	8.68
4	SUBBARAMI REDDY TIKKAVARAPU	3255814	7.45	0	0.00	0.00	0	0.00	0	0.00	7.45
5	T.S.R.HOLDINGS PVT LTD	2895478	6.63	1552288	53.61	3.55	0	0.00	0	0.00	6.63
6	GAYATRI PROJECTS	1163607	2.66	1158251	99.54	2.65	0	0.00	0	0.00	2.66
	TOTAL	25040888	57.30	6030991	24.08	13.80	0	0.00	0	0.00	57.30

For GAYATRI SUGARS LIMITED

  
 C. GURAPPA  
 Chief Finance Officer

(1)(c) Statement showing Shareholding of persons belonging to the category "Public" and holding more than 1% of the total number of shares

Sl. No.	Name of the shareholder	No. of shares	Shares as % of Total No. of Shares	Details of Warrants		Details of Convertible Securities		Total Shares (including underlying shares assuming full conversion of warrants and
				No of warrants held	As a% total number of warrants of the same class	No of convertible securities held	% total number of convertible securities of the same class	
1	IFCI LTD	1749904	4.00	0	0	0	0.0000	4.00
2	MOHAN PROJECT CONTRACTORS P LTD	7708789	17.64	0	0	0	0.0000	17.64
	TOTAL	9458693	21.64	0	0	0	0.0000	21.64

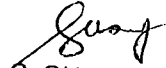
For GAYATRI SUGARS LIMITED

  
C. GURAPPA  
Chief Finance Officer

(D)(c) Statement showing Shareholding of persons belonging to the category "Public" and holding more than 5% of the total number of shares

Sl. No.	Name of the shareholder	No. of shares	Shares as % of Total No. of Shares	Details of Warrants		Details of Convertible Securities		Total Shares (including underlying shares assuming full conversion of warrants and convertible securities) as a % of diluted share capital No. of shares
				No of warrants held	As a % total number of warrants of the same class	No of convertible securities held	% total number of convertible securities of the same class	
1	MOHAN PROJECT CONTRACTORS P LTD	7708789	17.64	0	0	0	0	17.64
	TOTAL	7708789	17.64					17.64

For GAYATRI SUGARS LIMITED

  
C. GURAPPA  
Chief Finance Officer

(I)(d) Statement showing details of locked-in shares

Sl. No.	Name of the shareholder	Number of shares	Shares as % of Total No. of Shares	Category
1	INDIRA TIKKAVARAPU	677820	1.55	Promoter
2	SANDEEP KUMAR REDDY TIKKAVARAPU	403308	0.92	Promoter
3	SUBBARAMI REDDY TIKKAVARAPU	21919	0.05	Promoter
4	T.S.R.HOLDINGS PVT LTD	761024	1.74	Promoter
5	GAYATRI FIN-HOLDINGS PVT LTD	1343190	3.07	Promoter
	TOTAL	3207261	7.34	

For GAYATRI SUGARS LIMITED

  
C. GURAPPA  
Chief Finance Officer

**(II)(a) Statement showing details of Depository Receipts (DRs)**

Sl. No.	Type of outstanding DR (ADRs, GDRs, SDRs, etc.)	Number of outstanding DRs	Number of shares underlying outstanding DRs	Shares underlying outstanding DRs as a percentage of total number of shares
1		0	0	0.00
	<b>TOTAL</b>	<b>0</b>	<b>0</b>	<b>0.00</b>

For GAYATRI SUGARS LIMITED

  
C. GURAPPA  
Chief Financial Officer

**(II)(b) Statement showing Holding of Depository Receipts (DRs), where underlying shares are in excess of 1% of the total number of shares**

Sl. No.	Name of the DR Holder	Type of outstanding DR (ADRs, GDRs, SDRs, etc.)	Number of shares_x00D_ underlying outstanding DRs	Shares underlying outstanding DRs as a percentage of total number of shares
1				
	TOTAL			

For GAYATRI SUGARS LIMITED

  
C. GURAPPA  
Chief Finance Officer